

Green Congregations Workshop Eval Form

1. 1) Publicity: How did you find out about today's workshop? (Check all that apply)				
			Response Percent	Response Count
Friend or relative			27.2%	25
Web site			7.6%	7
Email			51.1%	47
Newspaper or magazine article			5.4%	5
Pastor or church leader			14.1%	13
Other			14.1%	13
Written comments				58
answered question				92
skipped question				2

2. Registration and Facilities: Please rate your satisfaction with the registration process and meeting facilities on a scale of 1 to 5, with 5 being the highest rating:							
	5	4	3	2	1	N/A	Response Count
Registration Process	67.8% (61)	22.2% (20)	5.6% (5)	2.2% (2)	0.0% (0)	2.2% (2)	90
Meeting Facilities	86.7% (78)	11.1% (10)	1.1% (1)	1.1% (1)	0.0% (0)	0.0% (0)	90
Meeting Location	76.9% (70)	18.7% (17)	4.4% (4)	0.0% (0)	0.0% (0)	0.0% (0)	91
answered question							94
skipped question							0

3. Speakers/Presenters: Please rate the speakers/presenters on a scale of 1 to 5, with 5 being the highest rating and 1 being the lowest.




	5	4	3	2	1	N/A	Response Count
Candace Hack, White Violet Center	1.5% (1)	3.1% (2)	0.0% (0)	0.0% (0)	0.0% (0)	95.4% (62)	65
Ed Cohen, Interfaith Alliance Indianapolis	49.4% (42)	34.1% (29)	10.6% (9)	2.4% (2)	1.2% (1)	2.4% (2)	85
Janet McCabe, Unitarian Universalist Church	66.7% (60)	27.8% (25)	3.3% (3)	0.0% (0)	0.0% (0)	2.2% (2)	90
Ray Wilson, Unitarian Universalist Church	28.1% (18)	25.0% (16)	4.7% (3)	1.6% (1)	0.0% (0)	40.6% (26)	64
Jodi Perras, Epworth United Methodist	53.6% (45)	39.3% (33)	4.8% (4)	1.2% (1)	0.0% (0)	1.2% (1)	84
Krista Jackson, Citizens Energy Group	44.2% (38)	43.0% (37)	10.5% (9)	1.2% (1)	0.0% (0)	1.2% (1)	86
Ethan Rogers, Purdue Technical Assistance	40.5% (34)	45.2% (38)	11.9% (10)	1.2% (1)	0.0% (0)	1.2% (1)	84
Glenn Livers, Indianapolis Power & Light Co.	39.8% (33)	47.0% (39)	9.6% (8)	1.2% (1)	0.0% (0)	2.4% (2)	83
	answered question						92
	skipped question						2




4. Sessions: : Please rate the information fair and the breakout or plenary session(s) you attended:							
	5	4	3	2	1	N/A	Response Count
Information Fair	31.3% (25)	40.0% (32)	25.0% (20)	1.3% (1)	0.0% (0)	2.5% (2)	80
Opening Plenary Session	28.8% (23)	40.0% (32)	10.0% (8)	0.0% (0)	1.3% (1)	20.0% (16)	80
Already Started Breakout Session	27.1% (19)	28.6% (20)	2.9% (2)	0.0% (0)	1.4% (1)	40.0% (28)	70
Getting Started Breakout Session	32.1% (26)	34.6% (28)	6.2% (5)	0.0% (0)	0.0% (0)	27.2% (22)	81
Saving Energy, Saving Money, Saving the Planet	45.2% (38)	42.9% (36)	8.3% (7)	2.4% (2)	1.2% (1)	0.0% (0)	84
Concluding Session	36.2% (25)	34.8% (24)	21.7% (15)	5.8% (4)	1.4% (1)	0.0% (0)	69
	answered question						92
	skipped question						2

5. What was the most valuable part of the workshop?	
	Response Count
	78
	answered question
	78
	skipped question
	16

6. What was the least valuable part of the workshop?	
	Response Count
	45
	answered question
	45
	skipped question
	49

7. How could this workshop be improved?		
		Response Count
		57
		<i>answered question</i>
		57
		<i>skipped question</i>
		37

8. Would you attend this workshop again?			
		Response Percent	Response Count
Yes		89.0%	81
No		1.1%	1
Don't Know		9.9%	9
		<i>answered question</i>	91
		<i>skipped question</i>	3

9. Would you like to join the planning committee for the next workshop?			
		Response Percent	Response Count
Yes		11.3%	9
No		47.5%	38
Don't Know		41.3%	33
		If Yes, provide name, congregation and email address	15
		<i>answered question</i>	80
		<i>skipped question</i>	14



10. Would you support creation of an organization that would support green congregations and help them collaborate on common projects or interests?







		Response Percent	Response Count
Yes		82.6%	71
No		2.3%	2
Don't Know		15.1%	13
<i>answered question</i>			86
<i>skipped question</i>			8

11. What is your religious affiliation?

		Response Percent	Response Count
Presbyterian		7.7%	7
Roman Catholic		20.9%	19
Non-denominational Christian		3.3%	3
Jewish		0.0%	0
Muslim		0.0%	0
Hindu		0.0%	0
Buddhist		0.0%	0
Other (specify below)		6.6%	6
United Methodist		14.3%	13
Mennonite		3.3%	3
Disciples of Christ		2.2%	2
Lutheran		20.9%	19
Baptist		5.5%	5
Episcopal		12.1%	11
Unitarian Universalist		7.7%	7
Quaker		2.2%	2

	Other (please specify)	3
	answered question	91
	skipped question	3

12. What is your gender?			Response Percent	Response Count
Male			49.5%	45
Female			50.5%	46
	answered question			91
	skipped question			3

13. What is your age?			Response Percent	Response Count
18-29			5.4%	5
30-39			6.5%	6
40-49			21.7%	20
50-59			29.3%	27
60-69			25.0%	23
70 or older			12.0%	11
	answered question			92
	skipped question			2